

DATA SHEET



CRUSHER

K-JC 805



815 mm x 550 mm
(31" x 21")



Up to 140 tph
160 US tph



35 mm to 120 mm



Stage V 100 kW
130 Hp Diesel


Tier 4F 100 kW
130 Hp Diesel

Stage 3A 90 kW
120 Hp Diesel




18,500 kg
39,800 lb

KOMPLETAMERICA.COM




11,6 m
38 ft

2,87 m
9,4 ft



5,2 m
17 ft



9,3 m
30 ft

2,87 m
9,4 ft



2,5 m
8,2 ft

FEATURES AND BENEFITS

- Compact size for versatility, maneuverability and ease of transport
- Hydraulically adjustable jaw setting
- No stop crushing by hydraulic release patent pending
- Reverse jaw function for sticky applications/clearing blockage
- Chamber level sensor
- Direct drive crusher with EXCELLENT access to drive belts and hydraulics
- Pan feeder with load sensing
- Magnet raises hydraulically for clearance
- Easy & intuitive buttons operation
- Access platform + open chassis design for ease of maintenance
- Integrated hydraulic folding stockpiling conveyors
- Remote monitoring system Komplet-connect
- Fit into a 40ft container



Komplet America

749 Clawson Ave. Hillsborough, NJ 08844

✉ info@kompletamerica.com

☎ 908-369-3340

